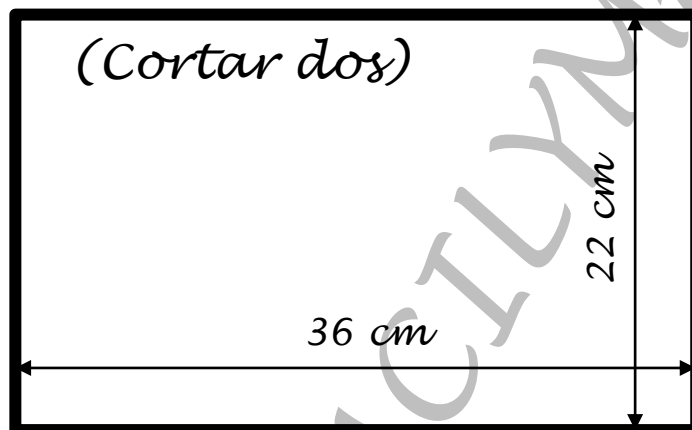


# Clutch lazo

## Guía de piezas (1 de 3)

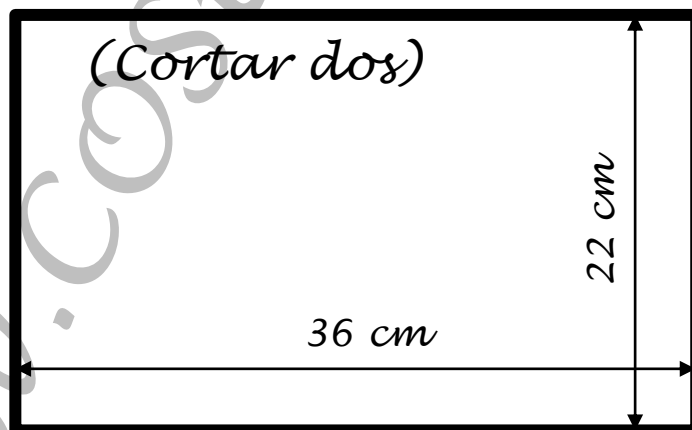
Cortar piezas con estas medidas:

Tela interior: 36 x 22 cm



[WWW.COSERFACILYMAS.COM](http://WWW.COSERFACILYMAS.COM)

Tela exterior: 36 x 22 cm

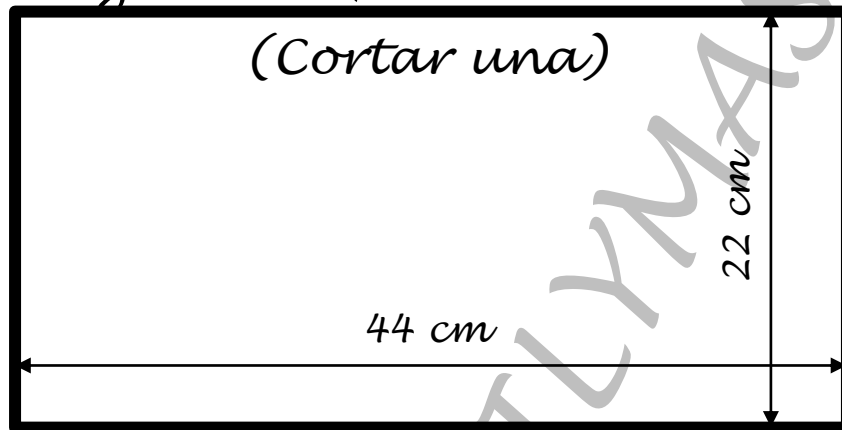


Consulta el post del blog para más detalles

# Clutch lazo

## Guía de piezas (2 de 3)

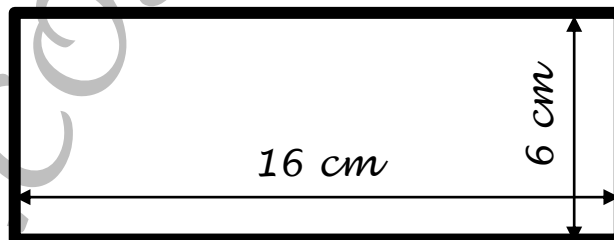
Lazo: 44 x 22 cm



[WWW.COSERFACILYMAS.COM](http://WWW.COSERFACILYMAS.COM)

Centro de lazo: 16 x 6 cm

(Cortar una)

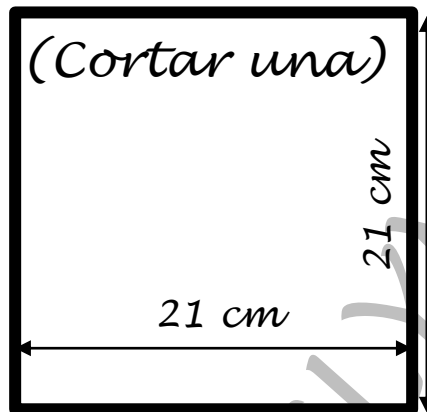


Consulta el post del blog para más detalles

# Clutch lazo

## Guía de piezas (3 de 3)

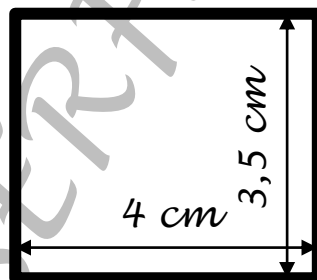
Bolsillo: 21 x 21 cm



WWW.COSERFACILYMAS.COM

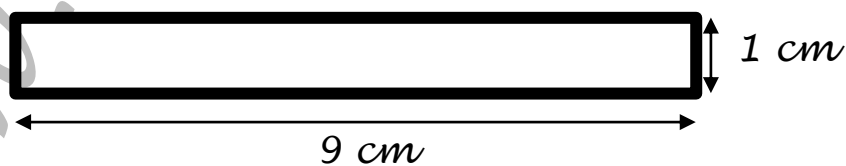
Tope de cremallera: 3,5 x 4 cm

(Cortar dos)



Trabillas: 9 x 1 cm

(Cortar dos)



Consulta el post del blog para más detalles